
National Board of Examinations

Diplomate of National Board Centralised Entrance Test (DNB-CET) July 2015 Admission Session

Registration Guide

Important Instructions

1. Check your eligibility for DNB-CET July 2015 admission session on www.natboard.edu.in
2. "*" indicates mandatory field. The boxes marked with this symbol must be filled in or you will not be allowed to complete your registration.
3. Ensure you have a valid and unique email address before you begin the registration process.
4. If you have registered and scheduled for DNB-CET, you will not be able to schedule for any other NBE exam.

Overview

To register to take the DNB-CET 2015 exam, go to www.cet.natboard.edu.in and click on the "Register for DNB-CET" link. You can register and schedule for the DNB-CET 2015 from **11th May – 10th June 2015**.

During registration, you will:

1. Create a profile.
2. Complete the DNB-CET application.
3. Schedule the exam
4. Pay for the exam.

Estimated time to complete this process: 15 minutes.

Before you begin, you should gather all the information you will need to complete the registration process, including your credit/debit card details, educational history, and internship details.

National Board of Examinations

Username Password
[Forgot your username or password?](#)

Welcome to NBE Registration

I am ready to register

Enter the characters you see in the image below:

4V9K5X

Registration
Please pay online to complete your registration process. Keep your educational details and credit/debit card information handy before starting the registration process. Please refer to the instructions while filling up the application form.

During registration, you will

1. Create a profile
2. Fill out the application
3. Pay for your exam

Note: The system will save each step after you complete it. If you need to leave after a step and come back later, you should log in as an existing user with the password you have created.

News & notification
Registration closes on 10 June, 2015 at midnight IST. For more information and updates, visit www.natboard.edu.in

This site is compatible with Microsoft Internet Explorer® 9.0 and above and Google Chrome®.

Opening Screen

If you are a first time user, please follow the instructions under the heading "I am Ready to Register" to begin your registration. If you have already created your profile for DNB-CET 2015, please enter your username and password and click on "Log In" button to view your profile.

Captcha

You will see a special set of characters displayed on the screen. You will need to retype the characters in the box provided. These characters, called "CAPTCHA" are a safety feature designed so the computer knows a human is entering the voucher number and not a computer programme. If you have trouble reading the characters, you can click the audio icon or the refresh icon. Once you have entered the Captchas, click on "Begin My Registration." This will take you to the next section, which is "Create a Profile."



1. Create a Profile

In this section, you will enter basic contact information.

Your name and email

1. You should enter your name exactly as it appears on your Passport/MBBS degree.
2. Enter Gender
3. Enter your email address. This is where your Application and Admit Card email will be sent.
4. Enter your Father's and Mother's name. Please do not enter any salutation such as Shri/Smt/Dr/Mr/Mrs etc while entering the name

Create a login

Creating a login enables you to log back in later if you need to make changes, or request a resend of your Admit Card or DNB-CET application.

1. **Username.** Must be a combination of alphanumeric characters (letters and numbers) but **does not** contain spaces or special characters. The maximum length allowed is 50 characters.
2. **Password.** Must be 7-20 characters long and contain **at least** one alpha and one numerical character.
3. **Secret reminder question.** If you forget your username and password, this question will help verify your identity.
4. Read the **Data Privacy Policy** and indicate your agreement to the policy. Agreement is required to register for the DNB-CET.

Additional contact information

1. **Primary telephone number.** Enter the entire number. Mobile number is recommended as Prometric will be using this number to send important DNB-CET related text messages by SMS.
2. **Secondary telephone number.** You may enter either a landline or another mobile number. Include Area Code/STD code in case of a landline number.
3. **Postal Address.** This is where you would like correspondence sent. Each address line should be limited to 30 characters including spaces. You may make use of Address line 1, 2 and 3 in case of longer addresses.

Click "Save & Continue" to move on to the next section, which is the DNB-CET Application.

Note that once your profile has been created and saved, you will no longer be able to make changes to your name or username. You may use your username and password to login into your profile.

Additional contact information

Primary telephone number (examples) Secondary telephone number (examples)

Type *	Country code *	Primary Phone Number	Type	Country code	Secondary Phone Number
Mobile	91	23456789	Landline	91	23456789

(Mobile phone recommended. Used for SMS notification)

Postal Address(address where you would like correspondence sent)

Country *
India

Address line 1 *
Address Line 1

Address line 2
Address Line 2

Address line 3
Address Line 3

City *
City

States / Union Territories *
Please select a state / province...

PIN CODE *
(For India - If you do not know your Pin Code look on the Indian Postal Services website - www.indiapost.gov.in)
123456

Save & Continue >

2. Apply for DNB-CET

After you have successfully created your profile, you will be taken to the exam selection screen. To register for DNB-CET, please select Diplomate of National Board, Centralized Entrance Test (DNB-CET) from the drop down menu.

Exam Information

Once the exam is selected, click on Save & Continue button. The next screen will be the exam information screen which will provide important information related to exam such as important dates, fees and program information.

Your profile has been created and your username and password have been saved. Now please select your exam.

Create Profile Select Program Program Information Apply for Program Educational Background Select Location Select Date & Time Payment

National Board of Examinations
राष्ट्रीय परीक्षा बोर्ड

Select Program
Please select the exam you wish to apply for *
Diplomate of National Board, Centralized Entrance Test (DNB-CET)

Back Save & Continue >

This site is compatible with Microsoft Internet Explorer® 9.0 and above and Google Chrome®.

National Board of Examinations
राष्ट्रीय परीक्षा बोर्ड

DNB-CET
Centralized Entrance Test
(Diplomate of National Board, Centralized Entrance Test)

Program Information

NEW AND SIMPLIFIED ONLINE PAYMENT!
[Click Here for Details](#) [Contact Us](#) [Call NBE Candidate Care](#)
The National Board of Examinations was established in 1975 with the prime objective of improving the quality of the Medical Education by elevating the level and establishing standards of post graduate examinations in modern medicine on an all India basis. The Board at present conducts postgraduate and postdoctoral examinations in 54 disciplines approved by the Board for the award of Diplomate of National Board.
Registration closes on 10 June, 2015 at midnight IST. For more information and updates, visit www.natboard.edu.in

Diplomate of National Board Centralized Entrance Test (DNB-CET)

Conducted twice a year, the next DNB-CET testing window will be from 01 July - 04 July 2015 across 17 cities. Candidates who are in possession of MBBS degree / Provisional Pass Certificate recognized as per the provisions of the Indian Medical Council Act 1956 and possess permanent / provisional registration certificate of MBBS qualification issued by the Medical Council of India and have completed one year of internship / likely to complete on or before 31 July 2015 may apply for DNB-CET July 2015 Admission Session. A candidate can only appear once during the testing window.
Candidates can register and schedule for the exam and pay the requisite fee of Rs. 4500 online on the website www.cet.natboard.edu.in. Seats will be available on first come first serve basis. Candidates will receive the admit card once the scheduling is done. There is no option to reschedule the examination. The list of test centres is available on www.cet.natboard.edu.in.

IMPORTANT DATES:

• Registration for DNB-CET	11 May - 10 June 2015
• DNB-CET Testing Window	01 July - 04 July 2015
• DNB-CET Results	Please check NBE Website

Before you proceed please read the instructions thoroughly:
Look at the Information Bulletin for Diplomate of National Board, Centralized Entrance Test (DNB-CET) July 2015 Admission Session. It explains how to complete the application.
Make sure you have the following information:
• MBBS Details
• Internship completion date
• Locations you are available to take the test
• Credit/Debit Card Details for online payment

Back Continue >

Questions about the registration forms?
Information Bulletin for Diplomate of National Board, Centralized Entrance Test (DNB-CET) July 2015 Admission Session.
The cutoff for changes is 10 June 2015.

This site is compatible with Microsoft Internet Explorer® 9.0 and above and Google Chrome®.

Personal Information

You will need to enter your Nationality, Category as per central list and Date of Birth.

You will also need to select “No” or “Yes” to the question “Are you a Person with Disabilities (Physically Handicapped)?”

You will be asked to choose your domicile state. This is the state which you consider as your permanent residence.

Next, you will be asked to select any religious or linguistic minority you belong to. If applicable, select Yes. You will be further asked to specify the religion you belong to or the language you speak.

You will also need to enter the MCI/SMC Registration number along with the name of your Medical Council and the Type of Registration.

Click on Save and Continue to move to the next section.

The screenshot shows the 'Apply for DNB-CET' form on the National Board of Examinations website. The form is divided into several sections:

- Nationality:** Radio buttons for Indian and Other.
- Category:** Radio buttons for General, Scheduled Caste (SC), Scheduled Tribe (ST), and OBC (Non-Creamy Layer).
- Date of birth:** A date selection field.
- Disabilities:** A question 'Are you a Person with Disabilities (Physically Handicapped)?' with Yes/No radio buttons.
- Domicile:** A dropdown menu to select a state/union territory.
- Minority:** A question 'Do you belong to any religious or linguistic minority?' with Yes/No radio buttons, followed by a dropdown for 'If yes, what type?' and another Yes/No question about documentary evidence.
- MCI/SMC Registration Detail:** Fields for MCI/SMC registration number, Medical Council (dropdown), and Type of Registration (dropdown).

At the bottom, there are 'Back' and 'Save & Continue' buttons. A footer section contains the text: 'Questions about the registration forms? Information Bulletin for Diplomats of National Board, Centralized Entrance Test (DNB-CET) July 2015 Admission Session. The cutoff for changes is 10 June 2015.'

Educational Background

You must enter the total aggregate marks obtained in your professional MBBS examination as percentage of marks obtained along with the name of the university where MBBS was completed, state and month and year of passing MBBS.

Next, you will be required to enter information on your Internship completion date. (Internship completion date must be on or before **31 July 2015**). If you have obtained any additional educational qualification, please specify the same along with the year of passing the additional qualification.

You will be required to provide additional information pertaining to being deported/rusticated during a medical course or being charged for use of unfair means by NBE or any other examination body. If you have appeared for any NBE exam before, please specify details.

1 Create Profile 2 Select Program 3 Program Information 4 Apply for Program 5 Educational Background 6 Select Location 7 Select Date & Time 8 Payment

National Board of Examinations
राष्ट्रीय परीक्षा बोर्ड

DNB-CET
Centralized Entrance Test
(Diplomate of National Board, Centralized Entrance Test)

Apply for DNB-CET

Primary Medical Qualification Detail

Please enter your total aggregate marks obtained in "1+2+3+4", if any) professional MBBS examination as percentage of the maximum total marks

Your total percentage marks * [How to enter marks](#)

87.5 %

State/Union Territory where your MBBS University/Institution is located. *

Please select a state / province...

Choose the University/Institution where you completed your MBBS *

Please select the University/Institution...

Month and Year of Passing MBBS *

Please select the month... Please select the year...

Internship

Select the date of completion for your internship *

Select date

Additional Educational Qualification

Additional Educational Qualification

Year of Passing Additional Education

Please select the year...

Additional Information

Have you ever been deported / rusticated during medical course? *

Yes No

Please provide details of deportation / rustication *

Have you ever been charged of use of Unfair Means by NBE or any other Examination Body? *

Yes No

Please provide details of Unfair Means charge *

Have you ever appeared in any examination conducted by NBE? *

Yes No

Select the most recent previous exam in which you appeared in *

Please select the name of your previous exam...

Enter Previous Roll Number or Testing ID of most recent exam *

Year of most recent Previous NBE Exam *

Please select the year...

Declaration by Candidate

In this section, you will be required to choose "I Agree" or "I Disagree" to the declaration statement. This declaration affirms that you are eligible to take the DNB-CET and all the information that you have entered is correct.

After reading this section, you need to choose "I agree," in order to click "Save & Continue" to proceed to the next section. **If you select "I disagree," you will not be allowed to proceed.**

Declaration by Candidate

I certify that I fulfill the eligibility requirements for DNB-CET and admission to DNB Courses and have furnished complete and correct information. I am not pursuing any DNB course as on date and have not left any DNB course after joining. I understand that any instances of furnishing incorrect information detected at any stage of the selection process will automatically disqualify me from the selection process and I will not be allowed to appear for DNB-CET in future. Similarly, if such instances go undetected during the current selection process but are detected in subsequent years, such disqualification will take place with retrospective effect. I also understand that provision of incomplete information will automatically disqualify me from the selection process. I have read the information bulletin and do hereby undertake that I will not indulge in any unfair means/practice for DNB-CET. I understand that decision of NBE shall be final and binding upon me.

Any dispute concerning DNB-CET would be subject to Jurisdiction of the Competent Courts exclusively at Delhi/New Delhi only.

I will comply with Non-Disclosure Agreement.

Indicate your agreement *

I agree do not agree

← Back Save & Continue →

Questions about the registration forms?

Information Bulletin for Diplomate of National Board, Centralized Entrance Test (DNB-CET) July 2015 Admission Session

The cutoff for changes is 10 June 2015.

This site is compatible with Microsoft Internet Explorer® 9.0 and above and Google Chrome®.

Errors

If you choose "Save & Continue" and you have not completed any mandatory fields (marked by "*"), an error message will appear on the screen besides that particular field which is either incomplete or entered incorrectly. The fields that are missing are highlighted in red. In this example, the candidate has not entered the primary phone number as well as the address field 1 which are mandatory fields. Both the information needs to be entered in order to proceed further. System will also display any errors on the top of the page once you select "Save & Continue" button.

Your secret answer * Confirm answer to reminder question *

Security & Data Privacy Policy *
By selecting "I agree", you acknowledge you have read and agree to the Prometric Security & Data Privacy Policy. Agreement is required in order to register for your exam. Indicate your agreement.
 I agree
 I do not agree

Additional contact information

Primary telephone number (examples)			Secondary telephone number (examples)		
Type *	Country code *	Primary Phone Number	Type	Country code	Secondary Phone Number
Mobile <input checked="" type="checkbox"/>	91	98456789	Landline <input checked="" type="checkbox"/>	91	23456789

(Mobile phone recommended. Used for SMS notification)

Postal Address (address where you would like correspondence sent)

Country *

Address line 1 *
The Address line 1 field is required.

Address line 2

Address line 3

3. Schedule the Test

Select Location for the Test

The next step will be to choose the preferred location where you would like to take the test. DNB CET will be conducted in 17 cities across India. You may choose any one of the preferred location to schedule the exam.

1 Create Profile 2 Select Program 3 Program Information 4 Apply for Program 5 Educational Background 6 Select Location 7 Select Date & Time 8 Payment

National Board of Examinations
राष्ट्रीय परीक्षा बोर्ड

Schedule Your Test

Please choose your location, date and session carefully - you will not be allowed to make any changes once you have selected and saved your choice.

Select location for the test

Location

Please select a location...

Back

This site is compatible with Microsoft Internet Explorer® 9.0 and above and Google Chrome®.

Availability is on a first come, first serve basis and you will be only shown options that are available at the point of scheduling the exam. In case all seats in a particular location are filled, you will see a message indicating all seats in that location are filled and you will be asked to select a new location. You are required to choose an alternate location in order to schedule for DNB CET.

1 Create Profile 2 Select Program 3 Program Information 4 Apply for Program 5 Educational Background 6 Select Location 7 Select Date & Time 8 Payment

National Board of Examinations
राष्ट्रीय परीक्षा बोर्ड

Schedule Your Test

Please choose your location, date and session carefully - you will not be allowed to make any changes once you have selected and saved your choice.

Select location for the test

Location

Changanassari

There are no seats available at this location. Please select a new location.

Back

This site is compatible with Microsoft Internet Explorer® 9.0 and above and Google Chrome®.

Note: The DNB-CET may be taken during the window of 1 July – 4 July 2015. There will be two sessions available for testing i.e. 10 a.m. and 3.15 p.m. Each candidate is only required to appear in one session during this testing window.

Select Test Site

Once you have selected a location for the test, all available test sites in that particular location will show up. You may choose any available test site. The exact address and location can also be viewed by clicking on the link "Directions". Candidates are advised to familiarize themselves with the location of examination centre and plan travel time accordingly.

In order to proceed with the scheduling, click on "Schedule Appointment" button under the site of your choice.

The screenshot shows the 'National Board of Examinations' (NBEI) website interface. At the top, a progress bar indicates the current step is 'Select Location'. The main content area is titled 'Schedule Your Test' and includes instructions to choose location, date, and session carefully. A dropdown menu shows 'Chandigarh' as the selected location. Below this, a table lists 'Available test sites' with details for 'NBE Testing Site - NBE01' and 'Sector-55 RITU VIHAR'. A 'Schedule Appointment' button is located under the first site. A 'Directions' link is also present. At the bottom, there is a 'Back' button and a compatibility notice for Microsoft Internet Explorer 9.0 and above and Google Chrome.

Select Date and Time

Once you choose your site, you must choose the date you want to take the DNB-CET. You will only be able to select dates highlighted in blue. If a date in the test window is not shown, it means that all available testing sessions at that site for that date have already been filled. In the screen shot, 2 July 2015 is not showing in blue indicating that this date has been completely booked.

The screenshot shows the 'National Board of Examinations' (NBEI) website interface. The progress bar indicates the current step is 'Select Date & Time'. The main content area is titled 'Schedule Your Test' and includes instructions to choose location, date, and session carefully. A calendar for July 2015 is displayed, with the date 2 July 2015 not highlighted in blue. The 'Your selection' section shows the chosen site and address: 'NBE Testing Site - NBE01, Sector-55 RITU VIHAR, Near ICICI Bank, MEHROLI Chandigarh, Punjab 122001'. At the bottom, there is a 'Back' button and a compatibility notice for Microsoft Internet Explorer 9.0 and above and Google Chrome.

Once you choose the date, you will need to choose the time of the test i.e. either 10 a.m. session or the 3.15 p.m. session. If either of these two times does not appear, it means all available testing seats for that time have already been filled.

Note: Your selection of test centre, date and time will be shown at the right of the screen under the header "Your Selection". In case you want to change the selection, you may click on the Back button to make appropriate changes.

The screenshot shows the 'National Board of Examinations' (NBEI) website interface. The progress bar indicates the current step is 'Select Date & Time'. The main content area is titled 'Schedule Your Test' and includes instructions to choose location, date, and session carefully. The date '07/04/2015' is selected in the date field. The 'Select a time' section shows '3:15 PM' selected. The 'Your selection' section shows the chosen site and address: 'NBE Testing Site - NBE01, Sector-55 RITU VIHAR, Near ICICI Bank, MEHROLI Chandigarh, Punjab 122001'. It also shows the date and time: 'Saturday 4 July 2015 at 3:15 PM' and a note: 'Candidates must arrive by 2:15 PM. Testing starts at 3:15 PM.' At the bottom, there are 'Back' and 'Save & Finish' buttons, and a compatibility notice for Microsoft Internet Explorer 9.0 and above and Google Chrome.

Click on "Save & Finish" button to move towards the payment screen

4. Make Online Payment

You will be required to pay the exam fees (Rs 4500) online using your credit/debit cards issued by banks in India or through net banking. Please select your payment option from the tabs indicated on the Make Payment Screen and fill in the required information. Once all the information has been entered, click on Make Payment button. Upon successful authorization of payment, your profile will be registered and you will receive an admit card within 24 hours on your registered email address.

Please keep your payment information ready at the time of scheduling the exam. The transaction must be completed within 30 minutes to reserve your seat and time selected. Failure to do so will result in the release of your selected date and time and you will have to begin the process again.

Note: Payment can only be made online for DNB-CET 2015

Confirmation Page

If all information has been entered correctly, you will be redirected to the Welcome Back page. You should read the confirmation screen to make sure all information entered is correct. If any information is incorrect and needs to be updated, click the "Edit Profile" or "Edit

Application" buttons to make appropriate changes in the area where the correction needs to be made.

To view your DNB-CET application, click on the arrow against the exam header "DNB-CET Application". The application will show up as indicated.

Please note: You will receive the admit card within 24 hours of scheduling at the registered email address. You can also login into your profile using the username and password to print a copy of the admit card.

Personal Information

Nationality:	Indian
Category:	General
Date of birth:	06 February, 1990
Domicile State/Union Territory:	Delhi
Minority:	Yes
Religion:	Jain
Language:	
Supporting Evidence:	Yes
MCU/SMC Registration Number:	SMC123456
MCU/SMC Medical Council:	Telangana Medical Council
MCU/SMC Registration Type:	Permanent

Educational Background

MBBS Your Percentage Marks:	79.8%
Month and Year of Passing MBBS:	June 2007
State of University:	Delhi
University/Institution:	All India Institute of Medical Sciences, New Delhi
Institute City:	
Institute in Country:	
Internship Completion Date:	10 June, 2008
Additional Educational Qualification:	REGFBGFBGHRTRT
Year of Passing Educational Qualification:	2010

CET Test Appointment

Test Site:	NBE Testing Site Chandigarh Directions
Date and time:	Wednesday, 01 July, 2015 3:15 PM You must arrive by 2:15 PM
Registration No.:	CD1014420
Confirmation No.:	GOOSYD001G

You must bring to the test:

- Printed copy of Admit Card with photo pasted in the prescribed space AND
- Photocopy of your Permanent or Provisional SMC/MCI registration to be retained by the test center AND
- 1 valid photo identification (not expired)

Admit Card Summary Email

When you receive your Admit Card by email, you should read it carefully and verify all information is correct. You should then print a copy.

You **must bring** the Admit Card with you on the day you take your test. **You will not be allowed to test without the Admit Card.**

To the right is an example of what your email Admit Card will look like.

When you begin your test, you must enter the DNB-CET Application Number/Prometric Testing ID on your admit card into the computer.

ADMIT CARD FOR DNB-CET JULY 2015 ADMISSION SESSION

Dear DEEPIKA JAIN

Thank you for scheduling for DNB-CET July 2015 Admission session.

Your appointment request has been received and confirmed. Please do not reply to this e-mail. For additional information, visit NBE website at <http://www.cet.natboard.edu.in/>

This confirmation is your official admit card. You must bring this with you to the testing centre on the day of your examination.

To begin exam, you must enter your Registration Number/Testing ID (Roll No.): CD1014420
Confirmation Number: G00SYD001G
Transaction ID: BHCC3774794568
Examination Date: 01 Jul, 2015
Examination Time: 3:15 PM
Reporting Time: 2:15 PM

Reporting time is 1 hour prior to the examination. The test center gates will close at 2:45 PM. No late entry is permitted after that.

Examination duration including the interval for a candidate is 3 hours.

Candidate's Name: DEEPIKA JAIN
Candidate Address: PTC
GURGAON, HR, 122002, India
Candidate Email Address: TEST@TEST.COM
Category: General
Person with Disability (Physically Handicapped): No
Date of Birth: 06 Feb, 1990

Test Site: NBE Testing Site
Site Code: NBE01
Test Site Address: Sector-55
RITU VIHAR, Near ICICI Bank, MEHROLI, Chandigarh, Punjab - 122001

Admit Card Issued By:
National Board of Examinations
Medical Enclave, Ansari Nagar, Ring Road, New Delhi - 110029
Website: <http://www.natboard.edu.in/>

This Admit card is governed by the Information Bulletin for DNB-CET July 2015 Admission Session. Kindly read the instructions for candidates stated on the next page.

INSTRUCTIONS FOR CANDIDATES

- NBE reserves the right to verify the identity and genuineness of each candidate by taking thumb impression and photograph of the candidate or by any other means.
- Candidates MUST bring to the test centre the following documents:
 - Printed copy of the Admit Card with photo pasted in the prescribed space.
 - Photocopy of your Permanent or Provisional SMC/MCI registration*, to be retained by the test centre **AND**
 - Any one of the following authorized photo IDs** (must be **original** and **non-expired**):
 - PAN Card
 - Driving Licence
 - Voter ID
 - Passport

*Candidates who have obtained their Primary Medical Qualification outside India and do not have SMC/MCI registration should bring their original screening test pass certificate issued on NBE letterhead.

**The name on your photo identification must match your name as shown on your Admit Card. If your name has been changed due to events such as marriage, you must show the relevant document mentioned below at the time of the test.

- Marriage Certificate
- Divorce Decree
- Legal Name Change Document

- Electronic Gadgets such as mobiles/docupens/camera/Bluetooth devices etc are STRICTLY prohibited in the testing premises. Candidates found in possession of such electronic gadgets are liable for penal action.
- Candidates must arrive 1 hour before the test is scheduled to start in order to begin the check in process. **The test center gates will close 30 minutes before the test start time, no late entry is permitted after that.** Early exit from the examination center is not permitted.
- Candidates are advised to acquaint themselves with the location of the test center one day prior to the examination.
- This admit card is subject to the condition that if ineligibility is detected at any stage, the candidature will be cancelled.
- Check the particulars in the admit card carefully. Error, if any may be reported to NBE immediately in writing by e-mail.
- No entry to test center is permitted without Admit Card.
- Do not attempt to give/obtain irregular assistance of any kind during examination. Indulgence in the same shall invite penal action. Improper conduct will entail expulsion from exam.
- Failure to comply with these instructions will entail registration of unfair means case and action as deemed appropriate by board shall be taken including but not limited to cancellation of the current examination and debarment of candidate from future exams.
- For queries, contact 1800111700 / 0124-6771700 from 9:00 AM to 5:00 PM (Monday to Friday).
- Jurisdiction for disputes if any is exclusively before competent courts at New Delhi only.

Application Summary Email

Once your DNB-CET application has been successfully submitted, a summary of your application will be sent to you via email within 24 hours. Please save and print a copy of the application for your records.

To the right is an example of what your email application summary will look like. You should expect to receive this email within 24 hours of submitting your completed application.

You have successfully registered for DNB CET

DNB-CET Application
Registration Number / Testing ID : CD1014383

Personal Information
Candidate's Name as per Passport/MBBS Degree : DEEPA KUMAR
Gender : F
Category : General
Date of Birth : 02 Feb, 1990
Person with Disabilities : No
Domicile State : Delhi

Educational Information
Your MBBS Percentage : 79.8 %
University/Institution : All India Institute of Medical Sciences, New Delhi
State of University : Delhi
Month and Year of Passing : February, 2006
Internship Completion Date : 02 February, 2007
Additional Educational Qualification : AIDFVNJDVNFVJNDCCN
Year of Passing : 2009

For queries, contact 1800111700 / 0124- 6771700 from 9:00 AM to 5:00 PM (Monday to Friday).

Re-entering the DNB-CET Registration System

If you have already begun the registration and scheduling process, but need to finish the process, edit your application information, get another copy of your application or a copy of your admit card, go to www.cet.natboard.edu.in. Enter your username and password and then click on "Log in."

Note that no cancellation or changes to your testing schedule will be allowed once you have completed your registration process.

Registration closes at 11.59 p.m. on 10 June, 2015. **No changes will be allowed after that time.**

Registration Help

If, during the registration process, you have questions or need help, you should click on the information links. They are always in blue text as a hyperlink.

Information related to the area that you are completing will pop up.

The screen shot on the right is an example of someone who clicked on the "password requirements" link.

Create a login

Password requirements

Your password must contain at least one alphabet and one numeric character.
Must be 7-20 characters long.
Allowed special characters:
@#%&*()_+~!@,~\.

Close

Your secret reminder question

Your mother's maiden name

Your secret answer

Confirm answer to reminder question

Security & Data Privacy Policy

By selecting "I agree", you acknowledge you have read and agree to the [Prometric Security & Data Privacy Policy](#). Agreement is required in order to register for your exam. Indicate your agreement

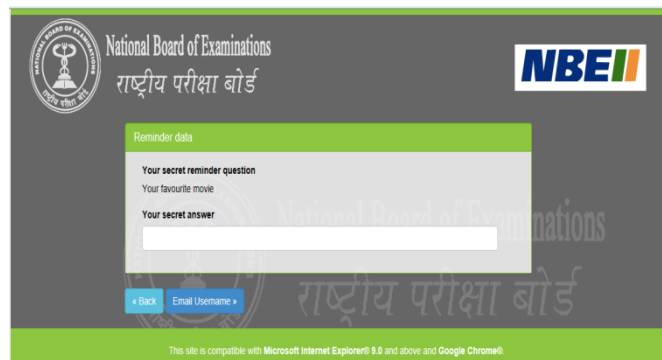
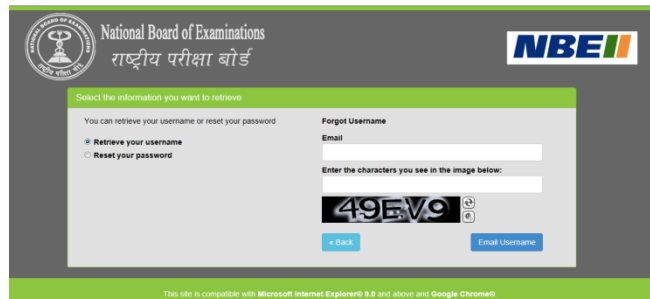

I agree

I do not agree

Forgot Username or Password

If you need to login back into the system, but you have forgotten your username or password, you can retrieve the same through the following steps.

1. Click on Forgot your username or password link on the home page
2. You will be redirected to a screen where you will be asked to select which option you would like to retrieve.
3. For username, please enter the email id who provide at the time of filling up the application form and CAPTCHA. Click on the Email Username button. You will be taken to a screen where you will be asked to provide the answer to your secret reminder question. This is an added security step to ensure that a valid user is entering the system to make appropriate changes. Once you click on Email Username button again, your username will be emailed to you on the registered email address.
4. For retrieval of your password, enter the username you created while filling up the application form and CAPTCHA. Click on Email Password button. You will be taken to a screen where you will be asked to provide the answer to your secret reminder question. This is an added security step to ensure that a valid user is entering the system to make appropriate changes. Once you click on Email Password button again, your password will be emailed to you on the registered email address.



The Testing Process

You will take the DNB-CET on a computer at the test centre provided to you during the Scheduling of your exam. You do not need any computer experience or typing skill to take your test. Your DNB-CET examination will begin with a short tutorial on the test and its features.

You must arrive one (1) hour before your scheduled appointment. This allows time for you to sign in and for staff to verify your identification and documentation.

You will need to bring the following items with you to the test centre:

1. **Admit Card.** You must bring your Admit Card with you to the test centre. You will not be allowed to test without it. Please paste your recent photograph on the Admit Card.

2. **Required Identification.**

a. MCI/SMC Registration – You must bring a photocopy of the MCI/SMC registration to the test center. This would be retained at the test center.

b. In addition you must present an original, valid (non-expired) form of photo identification before you can test. The name on the photo identification must match your name as entered in the DNB-CET registration. Acceptable forms of photo identification are limited to: Passport, PAN Card, Voter's ID and Driving License. Expired or Photocopies of the original are not acceptable.

Note: If you do not present an appropriate photo identification, you will not be allowed to take the DNB-CET.

Test Centre Rules

To ensure that all candidates are tested under equally favourable conditions, the following regulations and procedures will be observed at each test centre. Your failure to follow any of the security procedures may result in the disqualification of your test. NBE or its designated agency reserves the right to audiotape and videotape any test session.

References/Study Materials No reference materials, papers or study materials are allowed at the test centre. If you are found with these or any other aids, you will not be allowed to continue the test and your answers will not be scored. You will be provided with scratch papers and pencils to use during the test session. These items (used and unused) must be returned at the end of the test session. Removing scratch paper from the test centre will be considered an act of misconduct.

Personal Items Personal items, other than identification documents, are not allowed in the testing room. This includes cell phones, PDAs, BlackBerry® devices, digital/analogue watches, and any other electronic or photographic devices. You will not have access to your personal items during the test. If you fail to follow the directions of the test centre staff, you will not be permitted to take the test. Any violation of this procedure during the test may result in cancellation of your scores, dismissal by the test centre staff, or banning from future testing. Test Centres, NBE or its designated agency assume no responsibility for personal items or devices that you choose to bring into the test centre.

Breaks There are no scheduled or unscheduled breaks. Once you have been seated at the test centre, you must remain in your seat during the test except when authorised to leave by a test centre staff member.

Visitors Friends or relatives who accompany you to the test centre are not allowed to wait in the test centre or be in contact with you while you take the test.

Misconduct or Disruptive Behaviour Candidates who engage in any kind of misconduct or disruptive or offensive behaviour may be dismissed from the test. Examples are: giving or receiving help, taking part in an act of impersonation, removing test materials or notes from the testing room, using rude or offensive language and behaviour that delays or interrupts testing.

Weapons Weapons are strictly prohibited at the test centre.

Questions on Test Content Test centre administrators are not allowed to answer any questions pertaining to the test content. If you do not understand a question on the test, you should answer the question to the best of your ability.